

8. Cultural Ecosystem Services Assessment within Natural Capital of Novokuznetsk Municipal District, Kemerovo Region, Russian Federation

Georgy Fomenko¹, Marina Fomenko², Konstantin Loshadkin³,
Anastasia Mikhailova⁴

Summary

Ecosystems are an essential source of human well-being as they produce a lot of ecosystem services. In the regions with developed mineral resource use, preservation of vital ecosystem services is connected with finding a compromise between two sources of territory development: abiotic services (mineral resources) and ecosystem services, maintaining well-being and a comfortable environment for the local population. In this article, cultural and other ecosystem services of Novokuznetsk district in Kemerovo region of the Russian Federation were assessed and compared with the abiotic services. The article also presents the results of the economic assessment of ecosystem and abiotic services as they are an important element of analysis of sustainable development of the territory.

Keywords: sustainable development, natural capital, ecosystem services, abiotic services, economic evaluation

1. Introduction

The concept of ecosystem services was first implemented as the official basis for sustainability in 1997 by R. Costanza [1] and G. Daily [2]. Nowadays this concept is essential for the development of environmental economics and the sustainable development of territories. An important step towards the recognition of the fact that human communities depend on natural ecosystems was the identification of interrelations between biophysical aspects of ecosystems and human well-being through the concepts of natural capital and ecosystem services [3; 4-6]. This contributed to the fact that ecosystem services were included in the system of environmental-economic accounting (SEEA) for the first time in 2014 [3; 7]. This approach allows the creation of information and analytical support for the solution of two equally important tasks: maintenance of ecosystem structure and functions (the capacity of ecosystems to recover) and reduction in the use of ecosystem resources in production and consumption, as well as reduction in relevant environmental impact [8-12].

Successful integration of these tasks into the decision-making process of territory development requires spatial information about supply and demand for ecosystem services [13-15]. Assessment in monetary terms is used as an essential tool for transferring information on the importance of ecosystems to the decision-makers, thereby increasing their awareness. The reason for this is the inclusion in the management process of those ecosystem services which can be assessed in market prices, while most of the ecosystem services are often not taken into account of the market scope [16-19]. In fact, market failures, related to ecosystem services that are public goods, can lead to increasing pressure, providing short-

¹Research and Consulting Syndicate Cadaster Institute, Yaroslavl, Russia; Yaroslavl State Technical University, Russia, info@nipik.ru.

²Research and Consulting Syndicate Cadaster Institute

³Research and Consulting Syndicate Cadaster Institute; Yaroslavl State Technical University

⁴Research and Consulting Syndicate Cadaster Institute

term economic benefits to some stakeholders at the expense of the long-term decline in the well-being of the majority of others [20; 21].

Unlike other ecosystem services, cultural ecosystem services are non-material benefits people obtain from ecosystems through "aesthetic enjoyment, recreation, artistic and spiritual fulfilment, and intellectual development." [22] Therefore, the distinctive feature of cultural ecosystem services is intangibility, which is considered the reason for the difficulty of their assessment [22, 23, 24].

In the Russian Federation, most studies relate to the assessment and analysis of ecosystem services in biophysical indicators [25-30]. Research experience of evaluation of ecosystem services in Russia is mainly attributed to the evaluation of cultural ecosystem services of specially protected natural areas [31-34], as well as to accounting and monetary assessment of environmental resources of the Russian Federation within SEEA [35; 36].

As ecosystem services are generally closely interrelated, optimizing the use of one type of service may affect other services [37]. That's why any ecosystem management options in a territory inevitably are connected with compromises. This study presents an attempt to develop mechanisms for the search of such compromises and to integrate results of the economic assessment of ecosystem and abiotic services into the processes of strategic territory development planning.

2. Initial data and methods

2.1 Scope of the research

Figure 1 presents the general information on the evaluated area of Novokuznetsk municipal district, Kemerovo region, in the context of the main types of ecosystems.

Within the research, ecosystems of the area were divided by cultural ecosystem services they provide (table 1).

Table 1. Ecosystems, cultural ecosystem services and benefits

Ecosystems	Services	Benefits
Forest lands, floodplain areas and water bodies	Outdoor recreation	Possibility for fishing, hiking, swimming, etc.
Forest lands, farmlands, meadows, floodplain areas	Hedonistic values	Environmentally favourable location of residential property and human habitation.

All ecosystem services and abiotic services together equal to the natural capital of the territory [3; 7]. The importance of accounting all those services results from the need to determine the balance of interests between ecosystem and abiotic services, evaluate alternative land use options and choose directions of territory use that are more relevant to the objectives of its sustainable development.

The distinction between these two types of benefits leads to the difference in approaches to assessing the economic value of the ecosystem and abiotic services [3; 7].

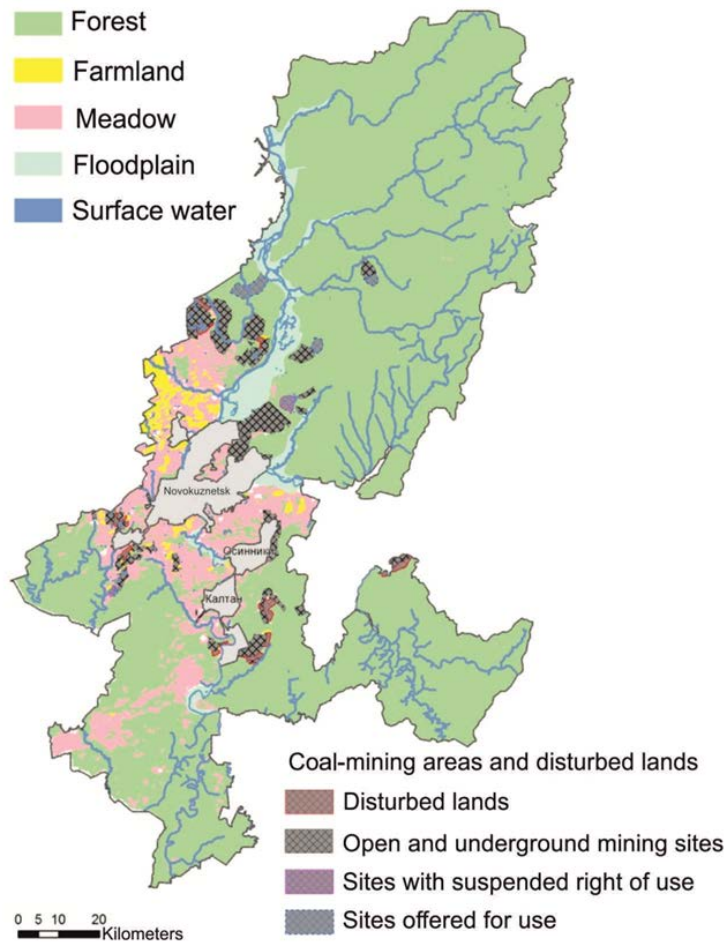


Figure 1. Main ecosystems and coal-mining areas in the Novokuznetsk district ([38]).

2.2 Assessment structure

In terms of the economic assessment of the impact on human welfare, the benefits from ecosystems can be divided into the gains from services:

- that are used or controlled by economic units and sold in markets (e.g., food, water, clothing, housing services, non-timber forest products, recreational services etc.);
- that are directly used by consumers (individuals) and that are not included in the services controlled by economic units (e.g. clean air).

2.2.1 Economic value of services, whose use is somehow connected with purchase and sale (provisioning ecosystem services and abiotic services – coal mining), was calculated either as producer's profit or as the value of consumer surplus.

The value of the producer's profit was calculated by the formula:

$$PP = MP - (PS - P_{pr}), \quad (1)$$

where:

PP — producer's profit⁵ from the service;

MP — market price for a service used by a consumer;

PS — producer's spending on service delivery to the consumer;

P_{pr} — payments by a producer in favour of the resource owner (the State) for the actual resource use.

The value of consumer surplus was calculated by the formula:

$$CS = WP - CE, \quad (2)$$

where:

CS — consumer surplus, i.e. the consumer surplus for ecosystem services in the form of savings, which he would be willing to pay for the service, but for which he actually didn't have to pay;

WP — the sum of consumer willingness to pay for to use the service;

CE — actual consumer expenditure for using the service.

The value of WP received by the subjective assessment method, based on surveys in which people are invited to say how much they would be willing to pay for specific ecosystem services [39]. Value of CE is determined by expert method, using the results of population surveys.

2.2.2 Ecosystem services, whose use is not connected with purchase and sale (cultural and regulating ecosystem services), were evaluated using such methods as:

— estimates of consumer surplus (CS). In this case, the value of CS is equivalent to the value of WP, i.e. the sum of the willingness of the consumer to pay for saving the opportunity to use and/or for the use of the evaluated service. The value of WP is calculated by the results of generalization and the analysis of the data obtained by subjective evaluation [37; 40; 41];

— transfer value, when the values of ecosystem services or ecosystem assets can be extrapolated to other territories [3; 7; 42; 43]. The source data for the transfer values were based on the results of prior empirical studies of the economic value of ecosystem services. As the quality of the initial research always determines the overall quality and boundaries of the final assessment [44], the main attention was paid to studies that have been conducted in regions with similar researched area geographical conditions.

⁵ Under this scenario Producer refers to the legal entity providing the conditions for use of ecosystem services by the consumer (for example, a wood supplier, a recreation organizer, a fish seller etc.).

Table 2 contains information on the main features of cultural ecosystem services assessment.

Table 2. Main features of cultural ecosystem services assessment

Services	Value type	Nature of benefits	Assessment method
Outdoor recreation	Value of indirect use	Non-market benefits	Value judgement method. The assessment on the basis of the data analysis of the people's willingness to pay for maintaining the possibility of using recreational functions of the district's ecosystems. The initial data were obtained from a questionnaire survey of households in rural settlements.
Hedonistic values	Value of indirect use	Market benefits	Value transfer method. The search and analysis of data on ecosystems with similar characteristics and indicators of their hedonistic values, for the development of specific indicators of hedonistic values of ecosystems in the Novokuznetsk region.

2.3 Data sources

Assessment of provisioning ecosystem services by the formulas (1) and (2) were based on the data provided by statistical, natural-resource and sectoral departments of the Administration of Novokuznetsk municipal district of the Kemerovo region, as well as data of the regional markets, results of surveys of the district population, expert assessments.

Assessment of regulating ecosystem services (regulation of climate and air composition, regulation of water resources, assimilation of waste, wildlife conservation, soil formation, pollination), and assessment of cultural ecosystem services (hedonistic values) were based on the value transfer method and specialized online databases: EVRI (<http://www.evri.ca>); Envalue (<http://www.environment.nsw.gov.au/envalue>); Value base Swe (<http://www.beijer.kva.se/valuebase.htm>); Environmental & Cost Benefit Analysis News (<http://envirovaluation.org>); Econ Papers (<http://econpapers.repec.org>).

The assessment of cultural ecosystem services in terms of outdoor recreation by value judgement method was based on the results of data analysis on the local population willingness to pay for conservation of forest and water ecosystems as recreational areas.

The assessment of abiotic services (coal-mining) by the formula (1) was based on the data provided by the Department of Industry, Transport and Entrepreneurship of the administration of Novokuznetsk municipal district of the Kemerovo region.

3. Results and discussion

Table 3 presents the total value of the annual economic value of ecosystem and abiotic services provided in the territory of Novokuznetsk district.

Table 3. Economic value of ecosystem and abiotic services in Novokuznetsk municipal district, million rubles per year ([38])

Source of economic value	Forests	Farmlands	Meadows	Floodplain areas	Surface water bodies	Coal mining sites	Total
Regulating ecosystem services							
Regulation of climate and atmospheric composition	7854.3	-	49.1	1010.9	-	-	8914.3
Regulation of water resources	-	-	36.8	11409.8	-	-	11446.6
Assimilation of wastes	6363	-	785.4	6314	-	-	13462.4
Wildlife conservation	133325	2008.8	-	383.6	-	-	135717.4
Soil formation	696	-	1435.8	-	-	-	2131.8
Pollination	23364.2	44.9	233.2	-	-	-	23642.3
Total	171602.5	2053.7	2540.3	19118.3	-	-	195314.8
Cultural ecosystem services							
Outdoor recreation *	4.6	-	-	-	0.1	-	4.7
Hedonistic values*	13532.1	36.6	257.7	1882.8	414.1	-	16123.3
Total	13536.7	36.6	257.7	1882.8	414.2	-	16128
Provisioning ecosystem services							
Timber*	25.9	-	-	-	-	-	25.9
Non-timber forest resources *	35.8	-	5.8	2.4	-	-	44.0
Water resources	-	-	-	-	0.8	-	0.8
Hunting resources*	0.4	0.01	0.05	0.02	-	-	0.5
Fish resources	-	-	-	-	1.1	-	1.1
Agricultural products	-	117.0	862.8	-	-	-	979.8
Total	62.1	117.01	868.66	2.43	1.9	-	1052.1
Abiotic services							
Coal	-	-	-	-	-	14225.3	14225.3
Total	185201.3	2207.3	3666.6	21003.53	416.1	14225.3	226720.2

*Value of cultural and provisioning ecosystem services (timber, non-timber forest resources and hunting resources) for forests is given excluding Kuznetsky Alatau nature reserve.

The assessment showed that 82% of the annual value of natural capital in Novokuznetsk district is produced by forest lands, more than 9% - by floodplain territories, more than 6% - by coal mining areas. The minimum value of ecosystem services is taken by surface water – 0.2% of the value of natural capital of the area.

Significantly, the value of provisioning ecosystem services and abiotic services in the total economic value of natural capital is 7%, while regulating and socio-cultural ecosystem services are 93% of the economic value of natural capital. Moreover, the value of cultural ecosystem services is comparable to the value of abiotic services.

Spatial visualization of the value distribution for ecosystem and abiotic services of Novokuznetsk municipal district was prepared according to the general plans of rural settlements and the results of interpretation of multispectral satellite imagery and processing of raster maps and vector data in the software package ENVI⁶ (figures 2, 3 and 4).

Comparison of figures 2, 3 and 4 shows that the value of ecosystems in undisturbed areas is higher than the value of coal-mine sites by several orders of magnitude.

Ecosystem services are renewable, and while ensuring wildlife conservation, agricultural and forestry development in the district, they perform an important social function of providing households with opportunities for additional employment. At the same time, coal resources are non-renewable, as a consequence of mining, they are gradually depleted, and the ecosystems under mining degrade and lose their capacity to generate ecosystem services (the most shaded areas in figures 2 and 3, and the lightest areas in figure 3, respectively).

The results of the research allowed identification of opportunities and directions for the following tasks: (1) increasing manager's awareness of economic benefits of the ecosystems in the area when making decisions on strategic planning and current management, (2) choosing optimum directions of land use in the district in terms of sustainable development.

Thus, the choice of optimum directions of land use in terms of sustainable development of the district is connected with the recognition that intact ecosystems are of considerable economic value, and their preservation has both environmental and economic benefits for the sustainable development of Novokuznetsk district. Besides, it's necessary to account and analyse ecosystem values within strategic planning of territory development in the framework of the standards of environmental-economic accounting [7].

⁶<http://www.harrisgeospatial.com/SoftwareTechnology/ENVI.aspx>

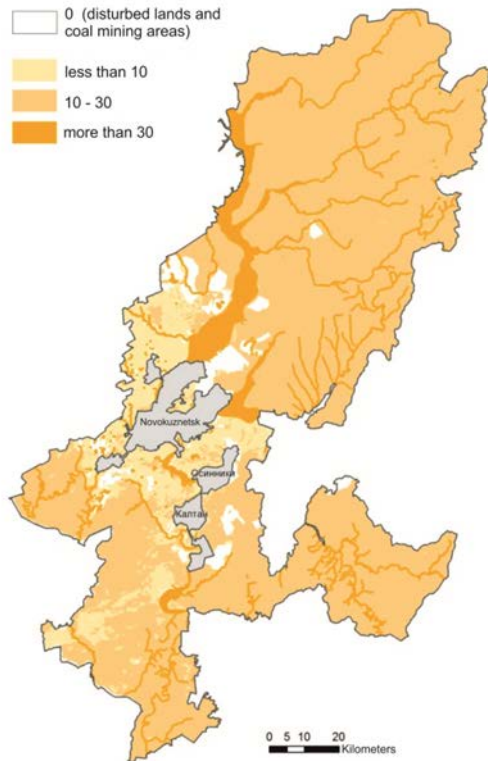


Figure 2. Value of cultural ecosystem services thousand rubles/ha/year ([38])

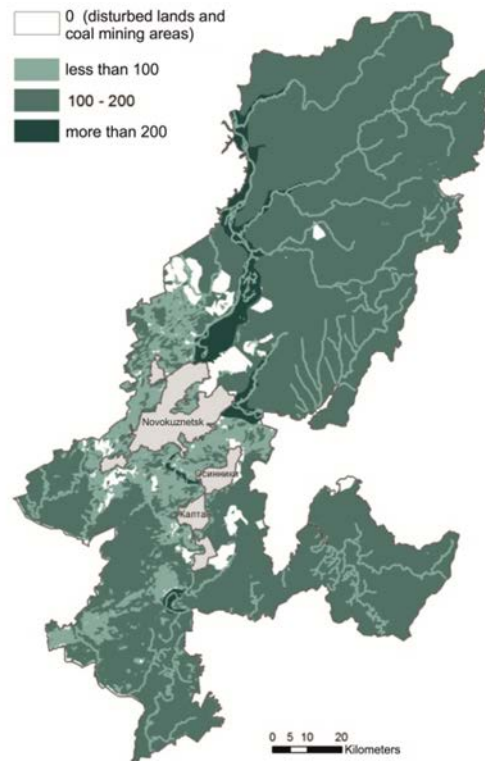


Figure 3. Value of regulating ecosystem services, thousand rubles/ha/year ([38])

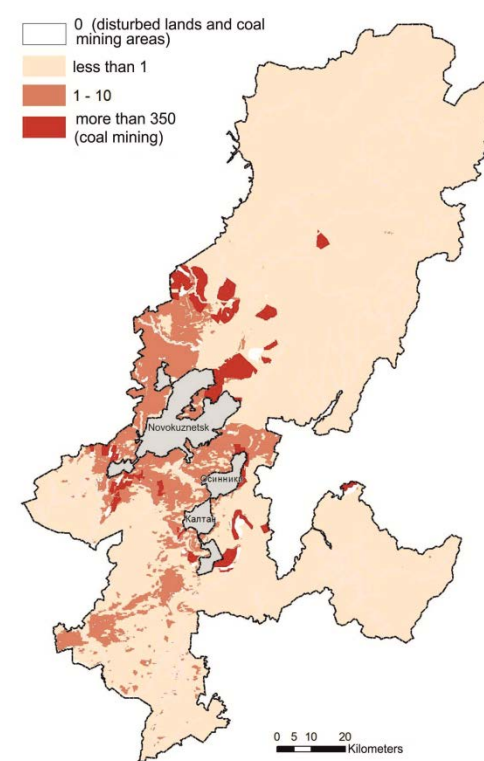


Figure 4. Value of provisioning ecosystem services and abiotic services, thousand rubles/ha/year ([38])

4. Conclusion

The research showed that different ecosystems in Novokuznetsk municipal district, Kemerovo region, provide a wide range of ecosystem services, whose benefits are a large part of natural capital in the area. The comparison of benefits from ecosystem services and abiotic services has been useful for understanding the necessity of a joint search for compromise to ensure the ecosystems conservation of the area and its sustainable development in the conditions of coal mining.

Unlike abiotic services of coal-mining, cultural ecosystem services have more sustainable over time employment potential for the local population and plays an important role in the economy of rural households, maintaining human well-being with local ecosystems. Identification and assessment of cultural ecosystem services increases interest of the local population and authorities in the preservation of intact ecosystems, biodiversity, monuments of nature and culture.

All in all, development of accounting, assessment and mapping of physical and monetary characteristics of ecosystem and abiotic services allows expanding information-analytical framework of decision-making in strategic territory planning, improving their performance in terms of ecosystems conservation and region's sustainable development.

5. Acknowledgements

The research was supported by the administration of Novokuznetsk municipal district, Kemerovo region, Russia. The authors are grateful to InEcA-consulting, LLC (Novokuznetsk, Russia) for their invaluable help in collecting initial data for this research. Rural population surveys in the district, that were used for the subjective assessment of ecosystem services, was carried out by Siberian Institute of Management Technologies (Mezhdurechensk, Russia).

References

1. Costanza R., d'Arge R., de Groot R., Farber S., Grasso M., Hannon B., Limburg K., Naeem S., O'Neill R.V., Paruelo J., Raskin R.G., Sutton P., van den Belt M. The value of the world's ecosystem services and natural capital. *Nature*. 1987. №387. pp. 253-260.
2. Daily G.C. Introduction: What are ecosystem services. *Nature's Services*. Ed. G.C. Daily. Washington: Island Press, 1997. pp. 1-10.
3. System of Environmental Economic Accounting 2012 – Central Framework. *Statistical Papers, Series F, No. 109*. Sales No. E12.XVII.12. United Nations. 2014. URL: unstats.un.org/unsd/envaccounting/seearev.
4. Braat L.C., de Groot R. The ecosystem services agenda: bridging the worlds of natural science and economics, conservation and development, and public and private policy. *Ecosystem Services*. 2012. Vol. 1. pp. 4-15.
5. Folke C., Jansson Å., Rockström J., Olsson P., Carpenter S.R. et al. Reconnecting to the biosphere. *Ambio*. 2011. №40. pp. 719-738.
6. *Ecosystems and Human Well-being: Synthesis*. Millennium Ecosystem Assessment. Washington: Island Press, 2005. 137 p.
7. System of Environmental-Economic Accounting 2012 Experimental Ecosystem Accounting. *Statistical Papers, Series F, No. 112*. Sales No. E13.XVII.13. United Nations. 2014. URL: unstats.un.org/unsd/envaccounting/seearev.

8. Fomenko G.A, Fomenko M.A. Ekonomicheskij tranzit i ohrana prirody: sociokulturnye aspekty. (Economic transition and environmental conservation: Sociocultural aspects.). Yaroslavl: Cadaster Institute, 2016.
9. Kasimov D.V., Kasimov V.D. Dinamika sostojanija i adaptacija lesnyh ekosistem pri mnogoletnem zagrijaznenii atmosfery v muzee-zapovednike L. N. Tolstogo «Jasnaja Poljana». (Dynamics of the state and adaptation of forest ecosystems under long-term atmospheric pollution in the Leo Tolstoy Museum-Reserve "Yasnaya Polyana"). Pushkino: VNIILM, 2013.
10. Ekonomicheskie aspekty ekosistem i bioraznoobrazija (Promezhutochnyj otchet) (Economic aspects of ecosystems and biodiversity (Interim report)). UN. Wesseling (Germany), Wetzel + Hardt, 2008.
11. Navstrechu «zelenoj» ekonomike: puti k ustojchivomu razvitiju i iskorenenu bednosti: doklad. (Towards a Green Economy: Towards Sustainable Development and the Eradication of Poverty: a Report). UNEP. S.-Martin-Bellevue (France), 2011.
12. TEEB The Economics of Ecosystems and Biodiversity for National and International Policy Makers. Summary: Responding to the Value of Nature. P. ten Brink, A. Berghofer, Ch. Schroter-Schlaack, P. Sukhdev, A. Vakrou, S. White, etc. Germany, Welzel+Hardt, 2009. 59 p.
13. Burkhard B., Crossman N., Nedkov S., Petz K., Alkemade R. Mapping and modelling ecosystem services for science, policy and practice. *Ecosyst. Serv.* 2013. №4. pp. 1-3.
14. Maes J., Egoh B., Willemsen L., Liqueste C., Vihervaara P., Schägner J., Grizzetti B., Drakou E.G., LaNotte A., Zulian G., Bouraoui F., Paracchini M.L., Braat L.C., Bidoglio G. Mapping ecosystem services for policy support and decision making in the European Union. *Ecosyst. Serv.* 2012. №1. pp. 31-39.
15. Schägner J.P., Brander L., Maes J., Hartje V. Mapping ecosystem services' values: current practice and future prospects. *Ecosyst. Serv.* 2013. №4. pp. 33-46.
16. Balmford A., Bruner A., Cooper P. et al. Economic reasons for conserving wild nature. *Science.* 2002. №297. pp. 950-953.
17. Costanza R., de Groot R., Sutton P. et al. Changes in the global value of ecosystem services. *Global Environ. Change.* 2014. №26. pp. 152-158.
18. de Groot R., Brander L., van der Ploeg S., Costanza R. et al. Global estimates of the value of ecosystems and their services in monetary units. *Ecosyst. Serv.* 2012. №1. pp. 50-61.
19. TEEB Foundations, 2010. The Economics of Ecosystems and Biodiversity: Ecological and Economic Foundations. Earthscan, London and Washington and TEEB Synthesis, 2010. Mainstreaming the Economics of Nature: A Synthesis of the Approach, Conclusions and Recommendations of TEEB. Earthscan, London and Washington.
20. de Groot R., Alkemade R., Braat L., Hein L., Willemsen L. Challenges in integrating the concept of ecosystem services and values in landscape planning, management and decision making. *Ecol. Complex.* 2010. №7. pp. 260-272.
21. Hardin G. The tragedy of the commons. *Science.* 1968. №162. pp. 1243-1248.
22. Sarukhán, J., and A. Whyte, editors. 2005. Ecosystems and human well-being: Synthesis (Millennium Ecosystem Assessment). Island Press, World Resources Institute, Washington, D.C., USA.
23. Adekola, O., and G. Mitchell. 2011. The Niger Delta wetlands: threats to ecosystem

- services, their importance to dependent communities and possible management measures. *International Journal of Biodiversity Science, Ecosystem Services & Management* 7:50-68. <http://dx.doi.org/10.1080/21513732.2011.603138>.
24. Daw, T., K. Brown, S. Rosendo, and R. Pomeroy. 2011. Applying the ecosystem services concept to poverty alleviation: the need to disaggregate human well-being. *Environmental Conservation* 38:370-379. <http://dx.doi.org/10.1017/S0376892911000506>.
 25. Korytnyj L.M., Bashalhanova L.B., Veselova V.N., Bashalhanov I.A. Resource-climatic factors of ensuring social guarantees in the northern territories of Siberia. *Geography and natural resources*. 2015. №4. pp. 98-106. (In Russ.)
 26. Kazanceva L.A. Spatial variability of landscape and geocryological conditions of natural and disturbed ecosystems of the northern taiga of Western Siberia. *Cryosphere of the Earth*. 2007. T. XI, №2. pp. 14-18. (In Russ.)
 27. Inisheva L.I., Kobak K.I., Turchinovich I.E. The development of the bogging process and the rate of carbon accumulation in bog ecosystems in Russia. *Geography and natural resources*. 2013. №3. pp. 60-68. (In Russ.)
 28. Tishkov A.A. *Biosfernye funkcii prirodnyh ekosistem Rossii*. (Biospheric functions of Russia's natural ecosystems). Institute of Geography RAS. Moscow: Nauka Publ., 2005.
 29. Krasnoshchekov Yu.N., Cherednikova Yu.S., Kolomiets V.L. Large-scale mapping of the ecosystems of the Eastern Baikal region. *Geography and natural resources*. 2009. №1. pp. 66-75. (In Russ.)
 30. Kalikhman T.P. Ecosystems of the south of Lake Baikal in the process of adaptation to anthropogenic influences. *Geography and natural resources*. 2011. №4. pp. 55-61. (In Russ.)
 31. Zavadskaja A.V., Nikolaeva E.A., Sazhina V.A., Shpilenok T.I., Shuvalova O.A. *Ekonomicheskaja ocenka prirodnyh resursov i ekosistemnyh uslug Kronockogo zapovednika i Juzhno-Kamchatskogo zakaznika*. (Economic evaluation of natural resources and ecosystem services of the Kronotsky Reserve and the South Kamchatka Wildlife Refuge). Ed. S.N. Bobylev. Petropavlovsk-Kamchatsky, 2017.
 32. Fomenko G.A., Fomenko M.A., Arabova E.A. Development of a publicly accessible database on the accounting and assessment of natural resources. *Nature use in the territorial development of modern Russia*. Moscow: Media-Press Publ., 2014. pp. 155-177. (In Russ.)
 33. Fomenko G.A., Fomenko M.A., Mihajlova A.V., Mihajlova T.R. *Ekonomicheskaja ocenka osobo ohranjaemyh prirodnyh territorij Kamchatki: prakticheskie rezultaty i ih znachenie dlja sohraneniya bioraznoobrazija (na primere prirodnogo parka «Bystrinskij»)*. (Economic Assessment of Kamchatka's Specially Protected Natural Territories: Practical Results and Their Importance for the Conservation of Biodiversity (on the example of the Bystrinsky Nature Park)). Sc.ed. G.A. Fomenko. Yaroslavl: Cadster Institute, 2010.
 34. Bobylev S.N., Stetsenko A.V. Economic evaluation of natural resources and services. *Bulletin of Moscow University. Ser. 6. Economy*. 2000. №1. (In Russ.)

35. Fomenko G.A., Fomenko M.A., Loshadkin K.A., Arabova E.A. Metodicheskie rekomendacii po ekonomicheskoy ocenke lesnyh i ohotnicih resursov (kak nekultiviruemyh biologicheskikh resursov) v sootvetstvii s metodologicheskimi principami SNS-2008 i SEEU-2012. (Methodological recommendations on the economic evaluation of forest and hunting resources (as uncultivated biological resources) in accordance with the methodological principles of the 2008 SNA and SEEA-2012). Sc.ed. G.A. Fomenko. Yaroslavl, 2016.
36. Fomenko G.A., Fomenko M.A., Loshadkin K.A. Ecological and economic accounting in the regional administration (on the example of the Yaroslavl region). *Novye faktory regionalnogo razvitiya: sbornik statej*. (New factors of regional development: a collection of articles). Ed. Ju.G. Lipec. Moscow: IG RAS, 1999. pp. 187-192. (In Russ.)
37. Bennett E.M., Peterson G.D., Gordon L.J. Understanding relationships among multiple ecosystem services. *Ecol. Lett.* 2009. №12. pp. 1394-1404.
38. Resources and Consulting. Economic value assessment of biodiversity and ecosystem services of coal-mining area in Kemerovo district. Report on research work by Resources and Consulting. Yaroslavl, 2017.
39. Bateman I.J., Willis K. *Valuing Environmental Preferences: Theory and Practice of the Contingent Valuation Method in US, EU, and Developing Countries*. Oxford: Oxford University Press, 1995. .
40. Dasgupta P. Nature in economics. *Environ. Resour. Econ.* 2008. №39. pp. 1-54.
41. Howarth R.B., Farber S. Accounting for the value of ecosystem services. *Ecol. Econ.* 2002. №41. pp. 421-429.
42. Richardson L., Loomis J., Kroeger T., Casey F. The role of benefit transfer in ecosystem service valuation. *Ecological Economics*. 2015. vol. 115(C). pp. 51-58.
43. Wilson M.A., Hoehn J.P., Valuing environmental goods and services using benefit transfer: the state-of-the art and science. *Ecol. Econ.* 2006. №60. pp. 335-342.
44. Brouwer R. Environmental value transfer: state of the art and future prospects. *Ecological Economics*. 2000. №1. pp. 137-152.